

Water Damage Moisture Risk Checklist

Use this checklist to identify hidden risks before they escalate. It's a handy tool for spotting potential water damage issues before they become significant problems.


☒ Visual Clues That Moisture May Be Present:

- 🕸 Musty odours, even if there is no visible mould
- 🖍 Discoloured patches on walls or ceilings
- 🏠 Peeling paint or bubbling plaster
- 🪵 Warped wooden floors or skirting boards
- 🛠 Rust on metal fittings or nails
- 🧱 Cracked grout or lifting tiles in wet areas






☒ Key Areas to Inspect After a Leak or Flood:

- 🗑 Under kitchen & laundry cabinets
- 🚽 Behind toilets, under vanities & basins
- 🚿 Under or behind hot water systems
- 🏠 Subfloor or crawlspace (if applicable)
- 🚪 Flooring near doors, balconies, or windows







-  Behind tiled walls where plumbing runs




Critical Health & Structural Risks:

-  Hidden mould growth
-  Rotting structural timber
-  Damp insulation retaining moisture
-  Weakened wall integrity
-  Insurance claim rejection from non-licensed work

Documentation Tips (for Insurance Claims):

-  Photograph visible damage immediately
-  Record when the leak started and what action was taken
-  Keep all plumbing and restoration receipts
-  Request a professional moisture assessment (AS-IICRC S500:2025-compliant)

When to Call a Professional:

-  Persistent musty odours or stains
-  Rising water bills with no apparent cause
-  Water-damaged electrical fittings



- ✕ Recurring damp patches in the exact location

Get Peace of Mind

For fully compliant, expert water damage restoration, call **Whywait Plumbing** today.

☎ (07) 5580 4311 | 🌐 [whywait.com.au](https://www.whywait.com.au)